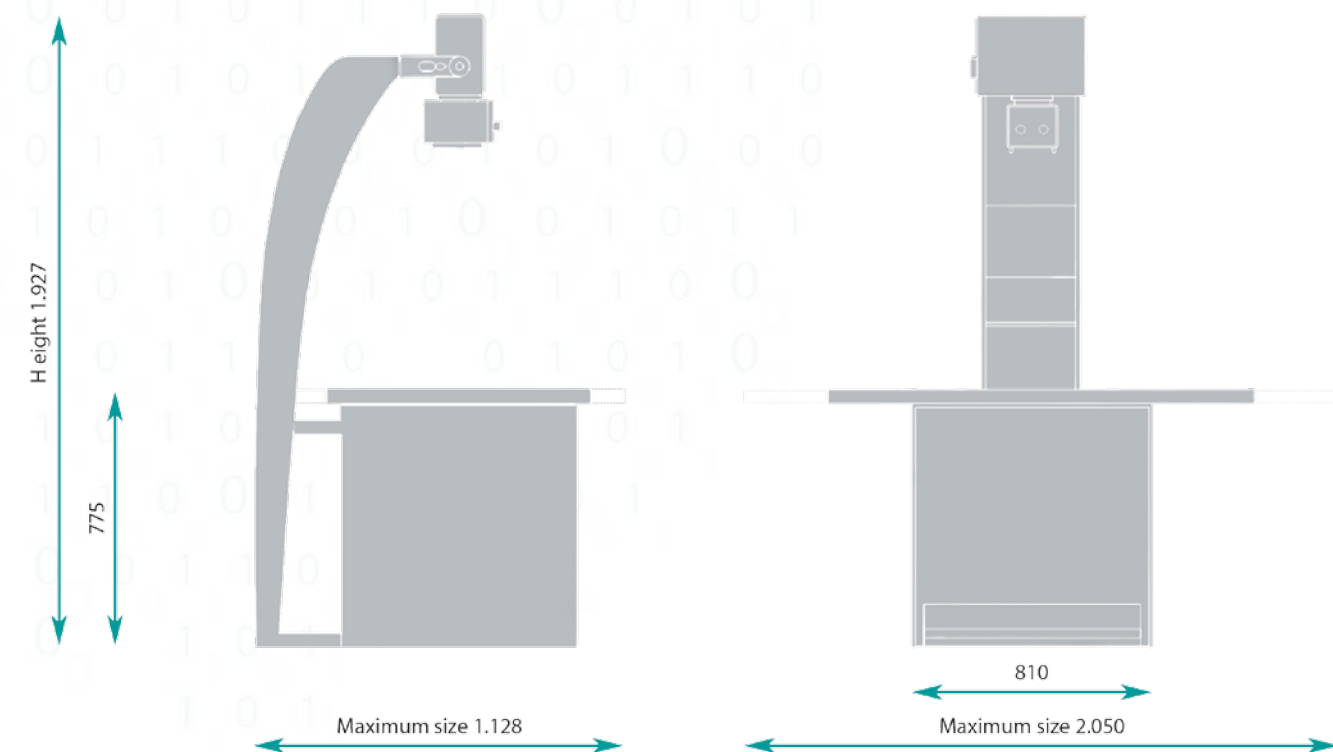
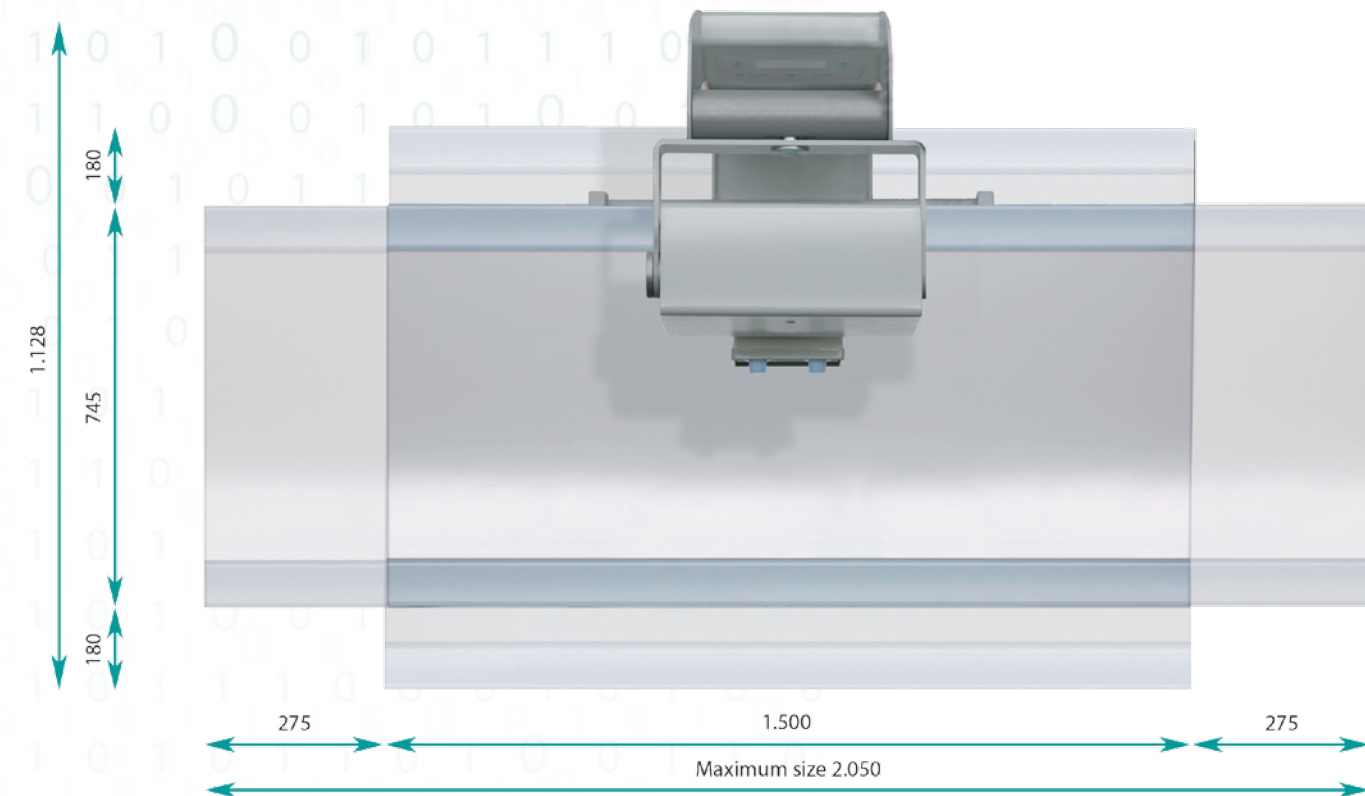


Dimensional data CDR vet




Measures in millimeters - Overall Equipment weight 230 kg



Doc. 2840



Available with standard black and white or color display with identifying images for a quick selection of the exam.



A wide range of digital detector panels that meet any need: from the fixed panel for exclusive use in the outpatient clinic to the wireless panel, also excellent for home applications. Available sizes from 35x43 or 43x43 cm



High quality cam cleat for fixing or pulling the patient

Using a direct digital system means reducing, almost eliminating image acquisition times, thus making the diagnosis quick and with a very high resolution.

The **CDR digital vet** is therefore the ideal solution for outpatient clinics and veterinary clinics.



Powerful, fast software with all the DICOM functions necessary for accurate analysis and post processing of the acquired images.

Technical features:

Power 32kW
Working frequency 100 kHz
Maximum monobloc current 425 mA
Maximum monobloc voltage 99 kV
Double focus spot size 0.6 - 1.3 mm

4-way floating patient table
Two or three-point radiology technique (kV / mAs - kV / mA / mS)
Automatic Shut Down after 30 '
240 Preset exams
Power supply 230 Vac single phase 12A max